

392 Series - Low Coil Power- Octal Base SPDT - 3PDT, 5 Amp



The 392 series is an industry standard "octal" base version of DC sensitive relay. Single pole versions operate on as little as 125mW and are capable of switching 5 amps. Power requirements increase by 125mW per pole up to 3 poles. Operating current can be as low as 11.1mA. The 392 series can withstand wide voltage ranges of up to almost 4X minimum voltage without overheating. Single pole and double pole versions have 8 pin bases. The 3 pole version has 11 pins. All are intended for socket mounting.

GENERAL SPECIFICATIONS (@ 25° C)

Contacts:

Contact Configuration	Up to 3PDT
Contact Material	Silver
Contact Rating	
120 / 240VAC Resistive	5 Amp
28VDC Resistive	5 Amp
Contact Resistance, Initial	100 milliohms max @ 6VDC

Coil:

Coils Available	AC and DC
Minimum Coil Power	
Single Pole	125mW
Double Pole	250mW
3 Pole	375mW
4 Pole	-
Duty	Continuous

CALL FOR
INFORMATION



Socket Mount

Timing:

Operate Time (max)	20mS
Release Time (max)	15mS

Dielectric Strength:

Across Open Contacts	500Vrms
Between Mutually Insulated Points	1500Vrms
Insulation Resistance	1,000 Mohms min @ 500VDC

Temperature:

Operating	-20 to 70°C (-4 to 158°F)
Storage	-40 to 105°C (-40 to 221°F)

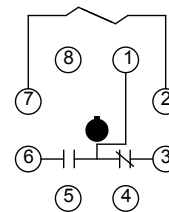
Life Expectancy:

Electrical (full load operations)	100,000
Mechanical (no load operations)	10,000,000

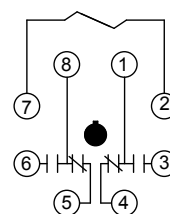
Miscellaneous:

Mounting Position	Any
Mating Socket	1P, 2P = SK-CIR8-DS 3P = SK-CIR11-DS
Accessories	
Enclosure	Clear Polycarbonate
Weight	3.2oz (90 grams)

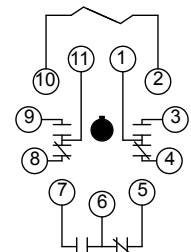
392 Wire Diagram



SPDT



DPDT



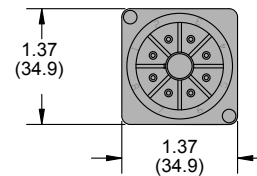
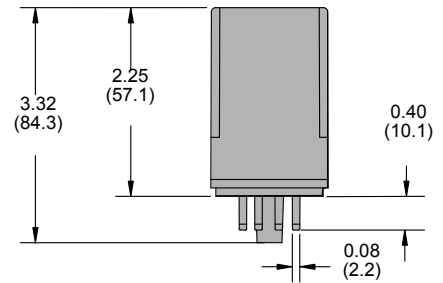
3PDT

Sensitive - Low Input Power Relays

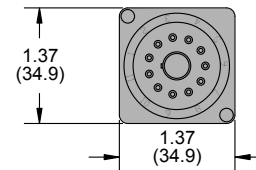
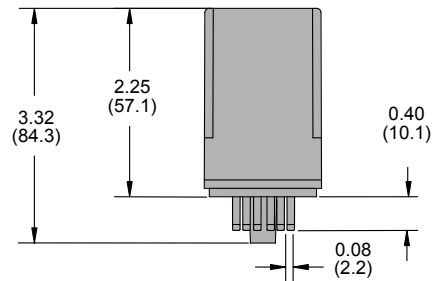
2 - 5 Amp

Outline Dimensions
Dimensions Shown in inches & (millimeters)

SPDT Version



3PDT Version



Ordering Code **392** **XBX** **48P** **M** **5.0mADC**

Series
392

Contact Arrangement
XAX (SPDT) - (1 form C)
XBX (DPDT) - (2 form C)
XCX (3PDT) - (3 form C)

Construction
Open Style - consult factory
Enclosed plug-in - CODE 48P

Options
Manual actuator - CODE M

Coil Current
XAX: 11.7, 7.0, 5.0, 3.5 (Add mADC)
XBX: 15.8, 10.0, 7.0, 5.0 (Add mADC)
XCX: 19.3, 12.0, 8.5, 6.0 (Add mADC)

392 Coils Speciation

Resistance	SPDT 392XAX (125mW)		DPDT 392XBX (250mW)		3PDT 392XCX (375mW)	
	Minimum milliamps	Voltage range	Minimum milliamps	Voltage range	Minimum voltage	Voltage range
1000.0 ±10%	11.1	11.0-44.0	15.8	15.8-44.0	19.3	19.3-44.0
2500.0	7.0	17.5-68.0	10.0	25.0-68.0	12.0	30.0-68.0
5000.0	5.0	25.0-97.0	7.0	35.0-97.0	8.5	42.5-97.0
10000.0	3.5	35.0-139.0	5.0	50.0-139.0	6.0	60.0-139.0

Change in coil resistance due to temperature will effect pull-in voltage, but will not change pull-in current